

# Pacer

## Mounting Panels

Contura mounting panels make creating your own panel easier than ever. They achieve this by allowing you to choose how many slots you want on your panel. To extend the panel, simply add another middle mounting panel. Need it shorter? Take one out. If you need to fill one of the holes for any reason, simply use the hole plug. The Contura switch cover removal tool makes changing out your switch covers a breeze. Simply slide the tool under the cover with your thumb over the cover and press in. The cover easily pops right out so a new one can snap in.



## Function

To create, replace, or enhance an existing panel.

## Benefits



Easy to install



Highly durable



Multiple options



Field Serviceable



Designed for marine use

Pacer is a Proud Member of:



## Applications



Replacing an existing panel



Constructing a new panel




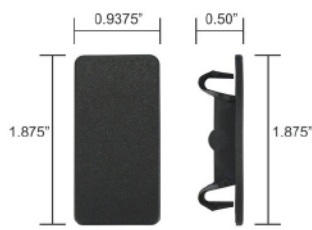


Adding to a panel



## MOUNTING PANELS

PART NUMBER	DESCRIPTION
ES-CVMS	Single Mounting Panel
ES-CVMM	Middle Panel
ES-CVME	End Panel
ES-CVHP	Hole Plug

Single


End

Middle

Hole Plug

## CONTURA SWITCH ACCESSORIES

PART NUMBER	DESCRIPTION
ES-VPS	Panel Seals
ES-CVRT	Actuator Removal Tool

Panel Seals

Actuator Removal Tool

